

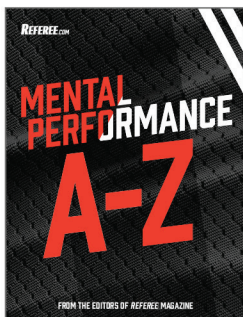
# SPORTS OFFICIALS

# SAVE TIME & MONEY + ON YOUR TAXES

# REFEREE

FROM REFEREE AND THE NATIONAL ASSOCIATION OF SPORTS OFFICIALS

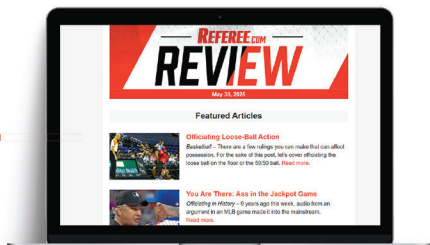
# **FREE RESOURCES** **FROM REFEREE.COM**



Referee.com is the #1 destination for **FREE** downloadable guides, online quizzes, and digital content for officials at all levels.

## **WEEKLY** **REFEREE.COM REVIEW**

Weekly collection of articles, quizzes, downloads, and more from Referee.com. The best in officiating delivered directly to you.



**GET EVERYTHING TODAY FOR FREE @ REFEREE.COM / FREE**

## ***2025 SPORTS OFFICIALS TAX GUIDE***

Written by David Allen, Hal Kaye, Keith Vincent and Joe Aguilar

Copyright © 2025 by Referee Enterprises, Inc.  
2017 Lathrop Avenue, Racine, Wisconsin 53405

Published jointly by Referee Enterprises, Inc. and the National  
Association of Sports Officials (NASO).

All rights reserved. No part of this book may be reproduced in any form or by any means, except for the inclusion of brief quotations in a review, without permission from the publisher.

### **Disclaimer**

This publication is designed to provide accurate and authoritative information in regard to the subject matter covered. It is provided with the understanding that the publisher is not engaged in rendering legal, accounting or other professional service and that the author is not offering such advice in this publication. If legal advice or other expert assistance is required, the services of a licensed professional should be sought. All information was current at the time of publication.





# CONTENTS

- 5 INTRODUCTION**

---
- 6 PART 1 – UNDERSTANDING THE RULES OF THE GAME:  
TAXATION OF SPORTS OFFICIALS**

---
- 8 PART 2 – INCOME**

---
- 12 PART 3 – EXPENSES**

---
- 18 PART 4 – FREQUENTLY ASKED QUESTIONS**

---
- 21 PART 5 – TABLES AND FORMS**

---
- 28 PART 6 – GAME LOG**

---
- 29 PART 7 – MEALS AND ENTERTAINMENT EXPENSES**

---





# INTRODUCTION

Sports officials at all levels—professional, collegiate, and amateur—are subject to detailed scrutiny from the Internal Revenue Service (IRS). The nature of officiating work, involving multiple payers, travel, and mixed expense types, creates a filing landscape that is more complex than that of traditional employment. This 2025 edition of the Sports Officials Tax Guide incorporates all updates made under the 2025 Federal Tax Reform, including new rules for deductions, reporting thresholds, QBI calculations, and more.

This guide is informational and does not replace professional tax advice. Consult a licensed tax professional for personalized assistance.

## HOW TO USE THIS GUIDE

Throughout the following pages, references are made to various tax forms and tables, identified as “Exhibits.” Samples of those documents are located on pages 21-27 in the “Tables and Forms” section.



## UNDERSTANDING THE RULES OF THE GAME: TAXATION OF SPORTS OFFICIALS

---

The IRS continues to classify most amateur sports officials as independent contractors for 2025. This means officials are generally treated as self-employed and are responsible for reporting their own income and paying self-employment taxes. Self-employment tax remains 15.3 percent for 2025, which includes both the employer and employee portion of Social Security and Medicare. The Social Security portion applies to net self-employment earnings up to \$176,100 for the year, while Medicare applies to all earnings with no cap. Half of the self-employment tax is deductible when calculating adjusted gross income on your federal tax return.

Officials who earn more than \$400 in net self-employment income (gross income minus deductible expenses) must file a tax return that includes Schedule C and Schedule SE. If an official receives \$600 or more from any single organization in 2025, they should receive a Form 1099-NEC or, depending on how payment was processed, a Form 1099-K. Although the reporting rules change in 2026 when the threshold increases to \$2,000, the 2025 rules remain at the long-standing \$600 level. Regardless of whether a form is issued, all income must still be reported.

Officials may need to make quarterly estimated tax payments if their total tax liability for the year is expected to exceed \$1,000 after withholding and credits. Estimated tax payments for 2026 follow the standard due dates: April 15, June 16 (because the 15th is a Sunday), September 15, and January 15 of 2026. These payments keep self-

employed individuals on a pay-as-you-go system similar to employees whose taxes are withheld from paychecks. Officials who also have a W-2 job may avoid estimated payments by increasing withholding through their employer. Payroll withholding is treated as evenly paid throughout the year, which may help avoid underpayment penalties.

Independent contractors do not receive employee benefits such as health insurance, retirement plans, unemployment insurance, or workers' compensation. Contractors are responsible for securing their own coverage. Health insurance and disability insurance premiums remain deductible for self-employed individuals who qualify, but life insurance premiums are not deductible. Officials should also maintain adequate records of income and expenses to support deductions and ensure accurate reporting.

Officials with higher income may want to consider advanced business structures such as an LLC taxed as an S-Corporation or C-Corporation, but these structures carry additional administrative costs and tax-compliance obligations. In most cases, such options make financial sense only when net income exceeds roughly \$50,000. Anyone considering these structures should consult with a CPA or qualified tax professional to evaluate whether the benefits outweigh the ongoing costs.



If you are being paid as an employee, your income includes payment for services rendered. Employers treat this as wages, which are subject to income tax withholding and Social Security and Medicare tax withholding. Wages are reported to you on Form W-2 by January 31 for the preceding calendar year. If your employer is reimbursing you for expenses, they may report them to you one of two ways:

First, if your employer reimburses your expenses dollar for dollar, any reporting to you by your employer is for information only. The amount is not subject to income tax, Social Security, or Medicare tax. You are not required to report those reimbursements as income, nor are you allowed a deduction for the expenses. Those amounts offset each other and are not reported on your tax return.

Second, if you do not report your expenses to your employer and instead receive amounts to help offset your various expenses (i.e., an expense allowance), your employer will include the reimbursements as income on your Form W-2. If your employer pays for your expenses directly, such as a plane ticket or hotel reservations paid in advance, those items are not income to you unless you negotiate the items for cash and a lesser service. Trading a first-class airline ticket for a coach or business class ticket (one of lesser value) and “pocketing” the difference is not illegal. However, you must report the difference (savings) as income.

If you report your income as an independent contractor, your income from officiating includes all amounts received. You will report all

receipts on Schedule C. Types of income you might receive include a flat fee for officiating a game, reimbursement for some or all of your deductible or nondeductible mileage and amounts for out-of-town expenses like hotel and meals (per diem). Then, you can deduct those ordinary and necessary expenses on your tax return.

The Tax Cuts and Jobs Act (TCJA) allows individuals with small businesses and pass-through entities to have a deduction of Qualified Business Income (QBI). One of the provisions of the TCJA is that if you have income from a “specified service trade or business,” your QBI could be limited or even excluded. Officials perform services where their reputation and skill are the principal assets of the business, so they have a specified service trade or business (SSTB).

### **Thresholds for SSTB Limitations**

- The SSTB limitations apply fully or partially depending on the taxpayer’s taxable income:
- Below the threshold: SSTBs are treated like any other qualified trade or business, and no limitation applies.
- Above the threshold with phase-in range: The QBI deduction begins to phase out.
- Above the threshold and phase-out range: SSTBs are fully excluded from claiming the QBI deduction.

**Taxable Income Thresholds:** The thresholds and phase-out ranges (adjusted for inflation annually) determine whether the SSTB rules apply:

For the tax year 2025, the taxable income thresholds are as follows:

- Single and Head of Household Filers and Married Filing Separately:
  - Threshold: \$197,300
  - Phase-out Range: \$197,300 to \$247,300
- Married Filing Jointly:
  - Threshold: \$394,600
  - Phase-out Range: \$394,600 to \$494,600

## 2026 Federal Tax Updates for Sports Officials

This document summarizes the accurate federal tax updates for the 2026 tax year that affect sports officials. All items below reflect actual IRS rules and enacted federal law.

### 1. Qualified Business Income (QBI) Deduction – 2026 Thresholds

The Qualified Business Income deduction remains available through future years. Sports officiating continues to be treated as a specified service trade or business, which means the deduction phases out at higher income levels.

- Single: Phaseout begins at \$203,500 and ends at \$253,500
- Married Filing Jointly: Phaseout begins at \$407,000 and ends at \$507,000

Taxpayers below the thresholds may deduct 20% of their net officiating income. Those within the phaseout range receive a reduced deduction.

### 2. Standard Deduction for 2026

The IRS increased the standard deduction for 2026 as part of the annual inflation adjustment:

- Single: \$16,100
- Married Filing Jointly: \$32,200
- Head of Household: \$24,150

Many taxpayers who previously itemized may now receive a greater benefit from taking the standard deduction.

### 3. SALT Deduction (State & Local Tax Cap)

The State and Local Tax deduction remains capped at:

- \$40,400 per return from \$40,000 in 2025
- \$20,200 for married filing separately from \$20,000 in 2025

### 4. Section 179 Expensing Limits

Section 179 allows sports officials to immediately expense qualifying equipment and business items. For 2026, the limits are:

- Maximum Section 179 deduction: from \$1,250,000 to \$2,560,000 in 2026
- Phaseout threshold: from \$3,130,000 to \$4,909,000 in 2026

Officials may use Section 179 to deduct uniforms, communication devices, laptops, and other officiating equipment.

## **5. 1099-K Reporting Rules for 2025**

For calendar year 2025 and beyond, payment processors will issue Form 1099-K only when payments exceed \$20,000 and more than 200 transactions for goods or services. This is a transitional threshold implemented by the IRS.

This change affects officials who are paid through payment apps such as PayPal, Venmo, or ArbiterPay.

## **6. 1099-NEC Reporting Requirements**

In 2025 Organizations that pay sports officials \$600 or more during the year must issue Form 1099-NEC. Payment apps do not issue a 1099-K for income already reported on a 1099-NEC, this will increase to \$2,000 in 2026.

## **7. Senior & Blind Additional Standard Deduction**

For 2026, the additional standard deduction increases to:

- Single or Head of Household: +\$2,050
- Married Filing Jointly: +\$1,650 per qualifying individual Max \$3,300

These increases provide added tax relief for older and visually impaired officials.

## **8. Vehicle Loan Interest Deduction**

Starting with the 2025 tax year, a new federal deduction allows many taxpayers to deduct interest paid on a qualified auto loan for a new personal vehicle if it was assembled in the US.

- Vehicle must be new not used.
- Final assembly must take place in the U.S. (not necessarily the brand's headquarters).
- It can be a car, SUV, pickup, van, or motorcycle weighing less than 14,000 pounds.
- Vehicle must be for personal use.





# PART 3

## EXPENSES

---

The sports official has many ways to create expenses. Some of the expenditures are deductible for income tax purposes and some are not. Generally, any items that are personal in nature are not deductible, and items that have a business purpose are deductible. The tax law defines a trade or business expense as an amount that is ordinary and necessary to the business and paid during the tax year. Definitions of the components of that statement are:

1. “Ordinary” refers to an expense that is common and acceptable in the taxpayer’s type of business.
2. “Necessary” means it must be appropriate or helpful to the business. Deductible expenses must be both “ordinary and necessary.”
3. The term “trade” or “business” is generally defined as an activity undertaken with the expectation of making a profit. Actually making a profit is not required in order for the expense to be deductible.

What can and cannot be deducted? Remember, we are dealing in generalities. Anyone can have special circumstances that could apply to their specific case. Consult your own tax advisor with questions that involve your individual circumstances. There might be something unusual that will allow the deduction to be appropriate.

Officials who claim deductions for expenses and are independent contractors will do so on a Schedule C (see Exhibit 2). Officials classified as employees who have business expenses related to officiating are no longer allowed to deduct those costs.

The following are some types of expenses that officials may incur:

- Automobile
- Legal and Professional
- Travel
- Meals and Entertainment
- Dues and Subscriptions
- Uniforms
- Supplies
- Home Office Expense

## AUTOMOBILE

If you use your auto for officiating purposes, which most officials do, you may be able to deduct the expenses related to the operation of the auto. You must own or lease the car. Deductions can be computed using the standard mileage rate or actual expenses. Both methods require an accurate documentation of the number of miles driven for business and other use. Use of a basic auto log or the Sports Officials Game Log in Part 6 of this booklet can simplify that record-keeping requirement. There are many software options that track your mileage every time you drive.

1. The election to use the standard mileage rate must be made in the first year the car is available for use in your business and can be changed in later years (limits apply).
  - If you use the vehicle for more than 50% business use you may depreciate the vehicle purchase and you must use actual expenses or a reduced mileage rate - please see a professional to use this method.
  - or
  - Choose to deduct standard mileage rate (recommended).
2. Lease: you may not deduct both lease costs and the standard mileage rate. You can either:
  - Deduct the standard mileage rate for the business miles driven. If you choose this method, you must use the standard mileage rate method for the entire lease period (including renewals).
  - or
  - Claim actual expenses, which would include lease payments. If you choose this method, only the business-related portion of the lease payment is deductible.
3. You cannot use the car for hire (such as a taxi, Uber or Lyft).

4. You cannot operate two or more cars simultaneously. (Note: You can alternate between two vehicles and still use the standard mileage rate). Your deduction is equal to your business miles times the standard rate. The rate for 2024 is 67 cents per mile. You can also deduct any business-related parking fees and tolls. Speeding and parking fines are not deductible.

If you use actual expenses, the business percentage of your total miles is multiplied times your actual expenses to determine the amount of deduction. Actual expenses include gas, oil, insurance, repairs, maintenance and lease payments. If you use actual expenses you may be entitled to deduct depreciation. There are special rules for depreciation so consult a knowledgeable tax professional.

What miles are deductible? Exhibit 6 shows clearly what can and cannot be deductible. Generally, only your mileage from your primary job (assuming officiating is a second job) to your game site, meeting location, etc. is deductible. If you leave from home to a game or meeting, that is not deductible. If you have a home office, the rules are a little different. You can deduct round trip from your home office to the game or meeting.

## LEGAL AND PROFESSIONAL

If you require any legal assistance connected to sports officiating and it falls under “ordinary and necessary,” it may be deductible. The IRS has issued a ruling allowing taxpayers to allocate a portion of their tax preparation fees to various tax-return schedules, including Schedule C, which means if you pay someone to prepare your tax return then a portion of that fee could be a deduction against officiating income.

## TRAVEL

For tax purposes, travel expenses are the “ordinary and necessary” expenses of traveling away from your tax home for officiating. They include transportation, lodging, meals and incidentals. (See Exhibit 7 for details.) What is your tax home? Generally, your tax home is where your regular place of business is located, regardless of where you maintain your family home. It includes the entire city or general area in which your primary place of employment is located. In simple language, you generally would have to remain overnight in order to qualify for travel expenses beyond transportation expenses.

It is necessary to keep a record of all expenses you incur and any advances you receive. You can use a log, diary, notebook, digital mileage tracking software or any other written record to keep track of those expenses. Exhibit 8 details what elements are required for proper record-keeping of various types of expenses.

## MEALS

Meals for 2025 are deductible at 50% (Refer to Exhibit 7). The general rule is that meals are personal in nature and not deductible. For those expenditures to be deductible, they must meet very stringent record-keeping requirements. That is, the meal must be directly preceded or followed by a business activity. Documentation of who is in attendance, what business topic was discussed, and when/where the meal took place must be made at or close to the time the expense is incurred. Meals for building general goodwill in your business is not a deductible expense.

Entertainment is not deductible.

Meals while away from home for a business purpose are not required to pass the “directly related to a business activity” test. The fact you are away from home for business is sufficient to make those meals deductible. Meals while away from home, are subject to a 50 percent limitation.

## DUES AND SUBSCRIPTIONS

Dues and subscriptions that are specific to carrying out the duties of your job are generally deductible. Professional or trade association dues like NASO's or a subscription to Referee Magazine are examples of deductible dues and subscriptions. Booking fees are another example.

## UNIFORMS

You can deduct the cost and upkeep of work clothes only if you must wear them as a condition of your employment and they are not suitable for everyday wear. If the shirt you wear for officiating has a patch or emblem on it, it would be considered a uniform. Additionally, items considered protective clothing, like shin guards, chest protectors or steel-toe shoes, would be deductible. Clothing you can wear in your normal day to day that is not logo'd is not deductible e.g. Suit. Business clothes.

## SUPPLIES

Supplies necessary to carry out your officiating duties would also be deductible. Examples might be whistles, flags, penalty cards or a plate brush. Those supplies may vary by sport, but all sports require officials to have certain tools of the trade.

## HOME OFFICE EXPENSE

There is now a simpler option for computing the business use of your home. The simplified option can significantly reduce the record keeping burden by allowing a qualified taxpayer to multiply a prescribed rate by the allowable square footage of the office in lieu of determining actual expenses of the home office.

Taxpayers using the regular method instead of the optional method, must determine the actual expenses of their home office. Those expenses may include mortgage interest, insurance, utilities, repairs and depreciation. Generally, when using the regular method, deductions for a home office are based on the percentage of your home devoted to business use. So, if you use a whole room exclusively for conducting your business, you need to figure out the percentage of your home devoted to your business activities.

Regardless of the method chosen, there are two basic requirements for your home to qualify as a deduction:

### 1. Regular and Exclusive Use

You must regularly use part of your home exclusively for conducting business. For example, if you use an extra room to run your business, you can take a home office deduction for that extra room.

### 2. Principal Place of Your Business

You must show that you use your home as your principal place of business. If you conduct business at a location outside of your home (as all officials do), but also use your home substantially and regularly to conduct business, you may qualify for a home office deduction. For example, if you have a room solely for the purpose of storing uniforms, equipment, work desk and computer, even though you also carry on business at another location, you can deduct your expenses for the part of your home used exclusively and regularly for business. You

can deduct expenses for a separate free-standing structure, such as a studio, garage, or barn, if you use it exclusively and regularly for your business. The structure does not have to be your principal place of business or the only place where you conduct business.

Generally, deductions for a home office are based on the percentage of your home devoted to business use. So, if you use a room for conducting your business, you need to figure out the percentage of your home devoted to your business activities.

Unless a taxpayer qualified for the home office deduction, use of his auto from his home to the first job site within the metropolitan area is considered commuting and is non-deductible even though the home office might be the only location of the business. Remember that Exhibit 6 is only applicable if you do not qualify for the office in the home deduction.

The law around the home office deduction is very complex and not a do-it-yourself project. It is highly recommended that you seek tax advice before you file your return if claiming the home office deduction.

## **DOCUMENTATION**

Keep your receipts! They serve two purposes. First, they will aid you in preparing your tax return. Second, if your return is subjected to an audit, the receipts will help establish the validity of the expense. The basic rule of the IRS is that if it is not documented then it did not happen.



## FREQUENTLY ASKED QUESTIONS

---

### ■ Are business gifts deductible?

■ If you give business gifts in the course of your trade or business, you can deduct all or part of the costs subject to the following limitations:

You deduct no more than \$25 of the cost of business gifts you give directly or indirectly to each person during your tax year.

If you and your spouse both give gifts to the same person, both of you are treated as one taxpayer.

Incidental costs such as engraving, packing or shipping aren't included in the \$25 limit if they don't add substantial value to the gift.

For purposes of the \$25 per person limit, don't consider gifts costing \$4.00 or less that have your business name permanently engraved on the item and which you distribute on a regular basis.

Any item that could be considered either a gift or as entertainment is generally considered entertainment and cannot be deducted.

You need to have records that prove the business purpose of the gift as well as the details of the amount spent.

### ■ What should I do if I receive notice from the IRS saying my return has been selected for examination?

■ Most examinations conducted by the IRS are requests for additional information. You will probably be able to respond to the request without hiring a professional. It would be prudent to let your tax return preparer (if you used one) know about the letter. If you are confused about the request then certainly you will want to seek out professional help.

If you received a notice of an examination that requires you to meet with an IRS agent then you definitely want to consult your CPA or tax



attorney. The most common mistake made by taxpayers who represent themselves is saying something that causes the examiner to look into issues other than those that they originally intended to audit. IRS agents are trained to audit the taxpayer, not just the return. With that frame of reference, some of the questions asked by the examiner are hot buttons or emotional areas for the taxpayer. To avoid the audit being based on emotions instead of facts, it is very important that the person dealing with the agent be knowledgeable about both the tax issues that may be raised and the system in which the auditor must work. Your most important job is having complete documentation in good order. That process starts when the expenses are incurred, not when your return is prepared or when your return is selected for examination. If you have knowingly understated your income or grossly overstated your deductions, what the IRS calls fraud, do not disclose that to anyone but your attorney. An attorney, not a CPA or tax preparer, is the only person having privileged communication.

**■ Do I have any retirement plan options from my officiating activity?**

**■** Yes. If you're being treated as an independent contractor, you may be able to contribute to a retirement plan over and above what you are doing now. The options and limitations available to you will vary based on the rest of your tax facts. This area requires consultation with a professional familiar with your situation and goals.

**■ Are the officiating camps I attend deductible?**

**■** Yes. Your education and training to stay current in your skills are directly related to the business of officiating. For example, your attendee fee for the NASO Sports Officiating Summit would be deductible. Some of the expense that might be incurred include travel, meals (at 50%) and registration fees. Keep careful record of those expenses at the time they are incurred. If your camp fee includes meals it is 100% deductible, no adjustment is required for the value of the meals.

**■ Is all my mileage deductible if I leave my primary employment and stop by home on the way to a game?**

**■** No. If you went home before you went to the game site, the miles from home to the game site would be personal miles. A simple way of looking at it is if you are going from one business location to another business location, your miles are business. If you are leaving from your home, the miles are personal. This gets even more complicated if your home is also your business location (office in the home). The key to maximizing the

deduction is keeping good records of the use of your vehicle and using common sense when traveling from your primary job to your officiating assignments, meetings, etc.

**■ If I receive my fee in cash, do I have to report it?**

■ Yes. Income is not determined based on how it is paid to you or how much it is. If you provided services for the cash, it is income to you. That will be true even if you do not receive a Form 1099 for the income.

**■ If I travel away from home overnight, can I deduct my spouse's expenses if she or he travels with me?**

■ No. Unless your spouse is also on a business related trip with you, those expenses are personal. Only your expenses would be deductible.

**■ Can I deduct my cell phone for use in my officiating business?**

■ Yes, you may deduct the amount related to your business. If you have a flat fee plan, you need to document the portion that is used for officiating, usually by looking at the minutes used.

**■ If I go to a game in the sport I officiate to watch the officials, can I deduct those expenses?**

■ Maybe. The expenses related to this activity will usually be personal and therefore nondeductible. The training you might gain is too ambiguous to be directly related to your business. If the purpose is to evaluate the officials for your association, then the expenses would be deductible.

**■ Can I deduct my computer?**

■ Again, maybe. If you are officiating as an independent contractor, then you can deduct the business portion of your computer. If you are officiating as an employee, the computer must be a condition of employment before the business portion would be deductible.

**■ How long should I keep my records?**

■ For federal purposes you should keep proof to support your claim to a deduction for as long as your income tax return can be examined. Generally, it will be necessary for you to keep your records for three years from the date you file the income tax return. A return filed early is considered as filed on the due date. The statute of limitations for state returns will vary by state. Check with your tax professional for your state requirements.



# PART 5

## TABLES & EXAMPLES

---

### EXHIBIT 1 TAX CONSIDERATIONS

TAX ISSUE	EMPLOYEE	INDEPENDENT CONTRACTOR
Payment of Income	Payroll Withholding	Estimated Tax Payments
Payment of Social Security Taxes	Payroll Withholding at 7.65%	Estimated Tax Payments Computed at 15.3%
Matching Social Security Taxes	Yes - By Employer at 7.65%	No
Eligible For Unemployment Compensation	Maybe	Maybe
Qualified Business Income Deduction	No	Maybe
Income Reporting	W-2	1099-NEC

# EXHIBIT 2

## SCHEDULE C: PAGE 1

<b>SCHEDULE C</b> <b>(Form 1040)</b>		<b>Profit or Loss From Business</b> <b>(Sole Proprietorship)</b>		OMB No. 1545-0074 <b>2025</b> Attachment Sequence No. 09
Department of the Treasury Internal Revenue Service		Attach to Form 1040, 1040-SR, 1040-SS, 1040-NR, or 1041; partnerships must generally file Form 1065. Go to <a href="http://www.irs.gov/ScheduleC">www.irs.gov/ScheduleC</a> for instructions and the latest information.		
Name of proprietor		Social security number (SSN)		
<b>A</b> Principal business or profession, including product or service (see instructions)		<b>B</b> Enter code from instructions		
<b>C</b> Business name. If no separate business name, leave blank.		<b>D</b> Employer ID number (EIN) (see instr.)		
<b>E</b> Business address (including suite or room no.) City, town or post office, state, and ZIP code				
<b>F</b> Accounting method: (1) <input type="checkbox"/> Cash (2) <input type="checkbox"/> Accrual (3) <input type="checkbox"/> Other (specify)				
<b>G</b> Did you "materially participate" in the operation of this business during 2025? If "No," see instructions for limit on losses				
<b>H</b> If you started or acquired this business during 2025, check here				
<b>I</b> Did you make any payments in 2025 that would require you to file Form(s) 1099? See instructions				
<b>J</b> If "Yes," did you or will you file required Form(s) 1099?				
<b>Part I Income</b>				
1 Gross receipts or sales. See instructions for line 1 and check the box if this income was reported to you on Form W-2 and the "Statutory employee" box on that form was checked		1		
2 Returns and allowances		2		
3 Subtract line 2 from line 1		3		
4 Cost of goods sold (from line 42)		4		
5 Gross profit. Subtract line 4 from line 3		5		
6 Other income, including federal and state gasoline or fuel tax credit or refund (see instructions)		6		
7 Gross income. Add lines 5 and 6		7		
<b>Part II Expenses. Enter expenses for business use of your home only on line 30.</b>				
8 Advertising		18 Office expense (see instructions)		18
9 Car and truck expenses (see instructions)		19 Pension and profit-sharing plans		19
10 Commissions and fees		20 Rent or lease (see instructions):		20a
11 Contract labor (see instructions)		a Vehicles, machinery, and equipment		20b
12 Depletion		b Other business property		21
13 Depreciation and section 179 expense deduction (not included in Part III) (see instructions)		21 Repairs and maintenance		22
14 Employee benefit programs (other than on line 19)		22 Supplies (not included in Part III)		23
15 Insurance (other than health)		23 Taxes and licenses		24
16 Interest (see instructions):		24 Travel and meals:		24a
a Mortgage (paid to banks, etc.)		a Travel		24b
b Other		b Deductible meals (see instructions)		25
17 Legal and professional services		25 Utilities		26
18 Total expenses before expenses for business use of home. Add lines 8 through 27b		26 Wages (less employment credits)		27a
29 Tentative profit or (loss). Subtract line 28 from line 7		27a Energy efficient commercial bldgs deduction (attach Form 7205)		27b
30 Expenses for business use of your home. Do not report these expenses elsewhere. Attach Form 8829 unless using the simplified method. See instructions.		b Other expenses (from line 48)		28
Simplified method filers only: Enter the total square footage of (a) your home:		28		29
and (b) the part of your home used for business:		29		30
31 Net profit or (loss). Subtract line 30 from line 29.		30		31
• If a profit, enter on both Schedule 1 (Form 1040), line 3, and on Schedule SE, line 2. (If you checked the box on line 1, see instructions.) Estates and trusts, enter on Form 1041, line 3.		31		32a
• If a loss, you must go to line 32.		32		32b
32 If you have a loss, check the box that describes your investment in this activity. See instructions.		• If you checked 32a, enter the loss on both Schedule 1 (Form 1040), line 3, and on Schedule SE, line 2. (If you checked the box on line 1, see the line 31 instructions.) Estates and trusts, enter on Form 1041, line 3.		32a <input type="checkbox"/> All investment is at risk.
• If you checked 32b, you must attach Form 6198. Your loss may be limited.		• If you checked 32b, you must attach Form 6198. Your loss may be limited.		32b <input type="checkbox"/> Some investment is not at risk.

For Paperwork Reduction Act Notice, see the separate instructions.

Cat. No. 11334P

Schedule C (Form 1040) 2025 Created 4/3/25

The tax forms on this and the following pages represent the latest available forms from the IRS at the time of publication. Always check in at [www.irs.gov](http://www.irs.gov) for the latest information.



# EXHIBIT 3 FORM 8995A

Form **8995-A**

Department of the Treasury  
Internal Revenue Service

## Qualified Business Income Deduction

Attach to your tax return.  
Go to [www.irs.gov/Form8995A](http://www.irs.gov/Form8995A) for instructions and the latest information.

OMB No. 1545-0074

**2025**  
Attachment  
Sequence No. 55A

Name(s) shown on return

Your taxpayer identification number

**Note:** You can claim the qualified business income deduction **only** if you have qualified business income from a qualified trade or business, real estate investment trust dividends, publicly traded partnership income, or a domestic production activities deduction passed through from an agricultural or horticultural cooperative. See instructions.

Use this form if your taxable income, before your qualified business income deduction, is above \$197,300 (\$394,600 if married filing jointly), or you're a patron of an agricultural or horticultural cooperative.

### Part I Trade, Business, or Aggregation Information

Complete Schedules A, B, and/or C (Form 8995-A), as applicable, before starting Part I. Attach additional worksheets when needed. See instructions.

1	(a) Trade, business, or aggregation name	(b) Check if specified service	(c) Check if aggregation	(d) Taxpayer identification number	(e) Check if patron
A		<input type="checkbox"/>	<input type="checkbox"/>		<input type="checkbox"/>
B		<input type="checkbox"/>	<input type="checkbox"/>		<input type="checkbox"/>
C		<input type="checkbox"/>	<input type="checkbox"/>		<input type="checkbox"/>

### Part II Determine Your Adjusted Qualified Business Income

	A	B	C
2 Qualified business income from the trade, business, or aggregation. See instructions . . . . .	2		
3 Multiply line 2 by 20% (0.20). If your taxable income is \$197,300 or less (\$394,600 if married filing jointly), skip lines 4 through 12 and enter the amount from line 3 on line 13 . . . . .	3		
4 Allocable share of W-2 wages from the trade, business, or aggregation . . . . .	4		
5 Multiply line 4 by 50% (0.50) . . . . .	5		
6 Multiply line 4 by 25% (0.25) . . . . .	6		
7 Allocable share of the unadjusted basis immediately after acquisition (UBIA) of all qualified property . . . . .	7		
8 Multiply line 7 by 2.5% (0.025) . . . . .	8		
9 Add lines 6 and 8 . . . . .	9		
10 Enter the greater of line 5 or line 9 . . . . .	10		
11 W-2 wage and UBIA of qualified property limitation. Enter the smaller of line 3 or line 10 . . . . .	11		
12 Phased-in reduction. Enter the amount from line 26, if any . . . . .	12		
13 Qualified business income deduction before patron reduction. Enter the greater of line 11 or line 12 . . . . .	13		
14 Patron reduction. Enter the amount from Schedule D (Form 8995-A), line 6, if any. See instructions . . . . .	14		
15 Qualified business income component. Subtract line 14 from line 13 . . . . .	15		
16 Total qualified business income component. Add all amounts reported on line 15 . . . . .	16		

For Privacy Act and Paperwork Reduction Act Notice, see separate instructions.

Cat. No. 71661B

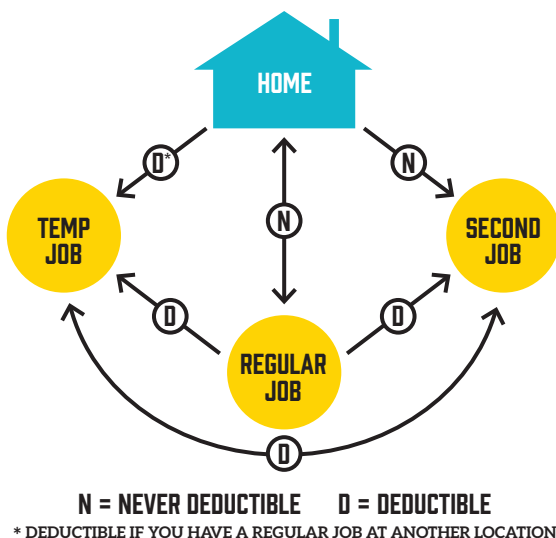
Form 8995-A (2025) Created 9/12/25

## EXHIBIT 4

# LOCAL TRANSPORTATION EXPENSE

### When are local transportation expenses deductible?

All employees and self-employed persons can use this chart. Do not use this chart if your home is your principle place of business.



**Home:** The place where you reside. Transportation expenses between your home and your main or regular place of work are personal commuting expenses.

**Regular or main job:** Your principal place of business. If you have more than one job, you must determine which one is your regular or main job. Consider the time you spend at each, the activity you have at each and the income you earn at each.

**Temporary work location:** A place where your work assignment is irregular or short-term, generally a matter of days or weeks. Unless you have a regular place of business, you can only deduct your transportation expenses to a temporary location outside your metropolitan area.

**Second job:** If you regularly work at two or more places in one day, whether or not for the same employer, you can deduct your transportation expenses of getting from one workplace to another. You cannot deduct your transportation costs between your home and second job on a day off from your main job.



## EXHIBIT 5

### TRAVEL COMPONENTS

EXPENSE	DESCRIPTION
Transportation	The cost of travel by airplane, train or bus between your home and your business destination.
Taxi, Commuter Bus and Limousine	Fares for these and other types of transportation between the airport and your hotel or between the hotel and your work location away from home.
Baggage and Shipping	The cost of sending baggage and sample or display material between your regular and temporary work sites.
Car	The costs of operating and maintaining your car when traveling away from home on business. You may deduct actual expenses or the standard mileage rate, including business-related tolls and parking. If you lease a car while away from home on business, you can deduct business-related expenses only.
Lodging	The cost of lodging if your business trip is overnight or long enough to require you to get substantial rest to perform your duties.
Meals	The cost of meals only if your business trip is overnight or long enough to require you to get substantial rest. Includes amounts spent for food, beverages, taxes and related tips.
Cleaning	Cleaning and laundry expenses while away from home overnight.
Telephone	The cost of business calls while on your business trip including business communication devices.
Tips	Tips you pay for any expenses in this chart.
Other	Other similar ordinary and necessary expenses related to your business travel such as public stenographer's fees and computer rental fees.

## EXHIBIT 6

### RECORD KEEPING REQUIREMENTS

ELEMENT TO BE PROVED	DESCRIPTION	GIFT	TRANSPORTATION [CAR]
Amount	Amount of each separate expense For travel, lodging and meals. Incidental expenses may be totaled in reasonable categories, such as taxis, daily meals for traveler, etc.	Cost of gift.	1. Amount of each separate expense including cost of the car.  2. Mileage for each business use of the car.  3. Total miles for the tax year.
Time	Date you left and returned for each trip, and number of days for business.	Date of gift.	Date of the expense or use.
Place	Name of city or other designation.	Not applicable.	Name of city or other designation if applicable.
Description	Not applicable.	Description of gift.	Not applicable.
Business Purpose	Business reason for travel or the business benefit gained or expected to be gained.	Business reason for giving the gift or the business benefit gained or expected to be gained.	Business reason for the expense or use of the car.
Business Relationship	Not applicable.	Occupation or other information - such as names or other designation - about recipients that shows their business relationship to you.	Not applicable.





## MEALS AND ENTERTAINMENT EXPENSES

Changes to the deductibility of meals and entertainment expenses following the CAA:

TYPE OF EXPENSE	UNDER 2018 TAX REFORM
Business meals (e.g. meals for out-of-town travel, meals during business discussion with clients, etc.)	50% deductible if not lavish or extravagant
Entertainment-related meals	Nondeductible, unless separately stated from the cost of the entertainment – if so, 50% deductible



**EAGLE TAX RES**

— Taking tax relief to new heights —

# Struggling with IRS problems?

Turn to Eagle Tax Res, led by Joe Aguilar and his team of seasoned tax professionals, for expert guidance in resolving your tax issues.

With a solid track record and over 15 years of extensive experience in tax law and IRS negotiations, Eagle Tax Res is equipped to tackle the IRS on your behalf.

Our dedicated team aims to halt collection actions, release and prevent liens, and resolve your back taxes, all while optimizing your savings.

Don't let tax worries dominate your life.  
Take the first step towards financial stability.

**SCHEDULE A FREE CONSULTATION WITH OUR EXPERTS TODAY!**

[www.eagletaxres.com](http://www.eagletaxres.com) 303-500-3388



# IT'S TIME TO RETHINK RECRUITMENT & RETENTION

Everyone in officiating knows that we can't wait anymore. We need to do everything we can to address shortages now. Say Yes To Officiating is THE clearinghouse for the best ideas, tools, resources and thinking available today for recruiting and retaining sports officials.

**FREE VIDEOS:  
SAY YES TO  
OFFICIATING**



Download free recruitment videos to show at camps, clinics, parent meetings, games and broadcasts. Available in :30-second, :60-second and :90-second versions and can be customized with your logo.



**WHAT WORKS**




**HOW-TO GUIDES**



**PRESENTATIONS & VIDEO**



**LINKS**



**DOWNLOADS**



**SOCIAL MEDIA RESOURCES**

**FIND ALL THIS AND MORE AT**

**SAYYESTOOFFICIATING.COM**



**REFEREE**

# THE WORLD'S LARGEST UMPIRE LIBRARY

**RULES • MECHANICS • LEADERSHIP**



# \$5.00 OFF YOUR NEXT ORDER

USE PROMO CODE: **SBUCKS** WHEN YOU CHECK OUT

**STORE.REFEREE.COM**

NOT VALID WITH ANY OTHER OFFER